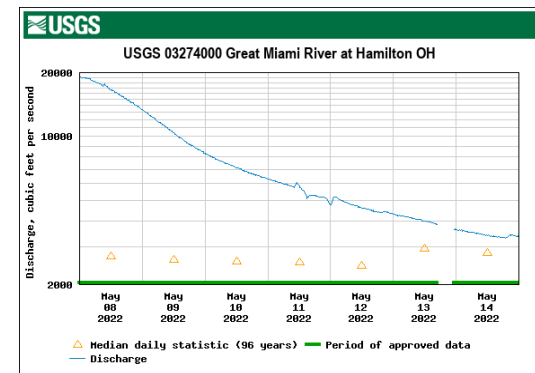
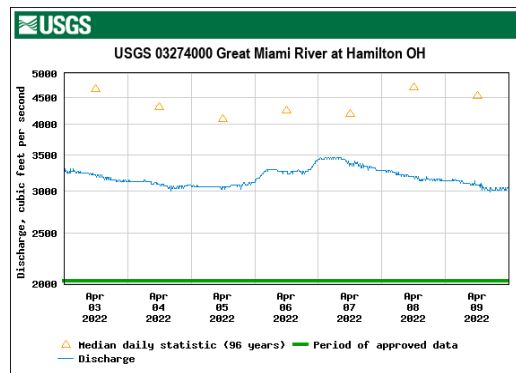
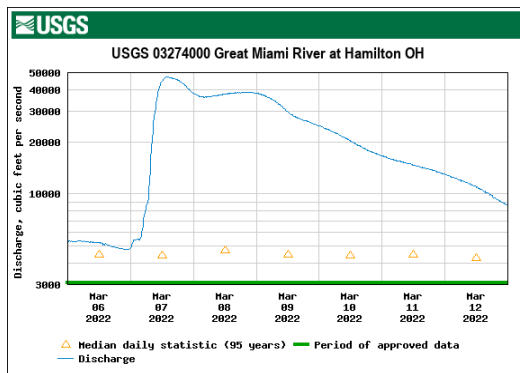
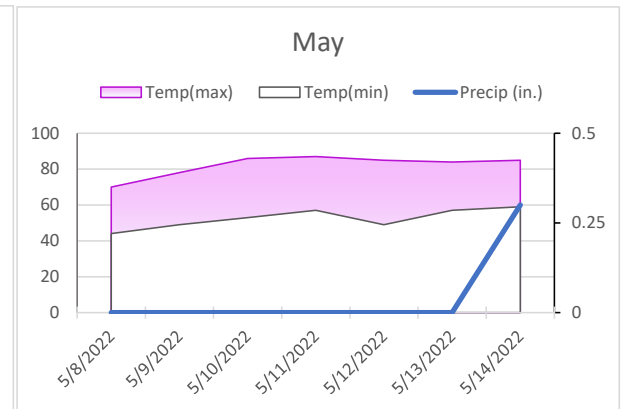
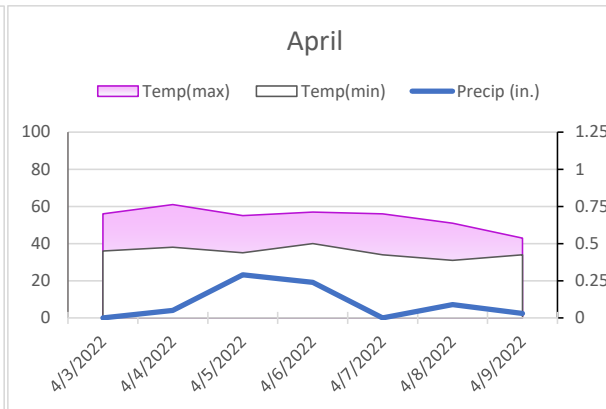
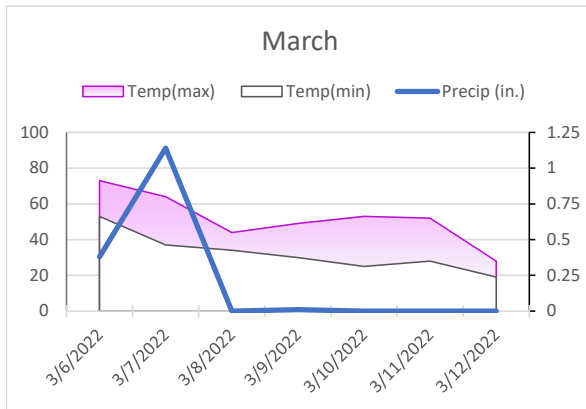
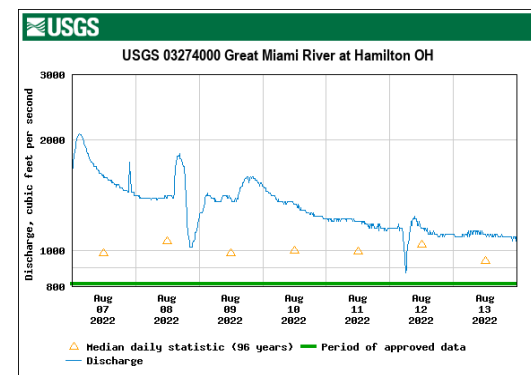
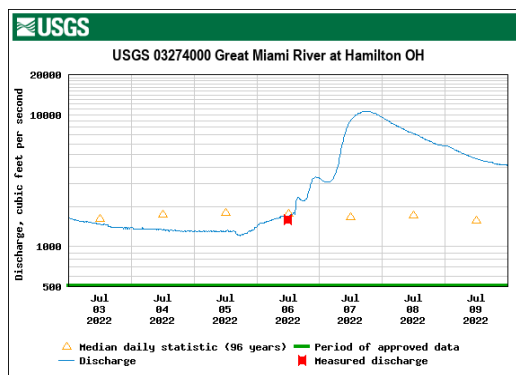
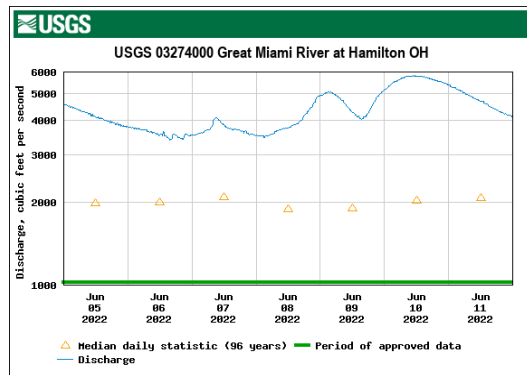
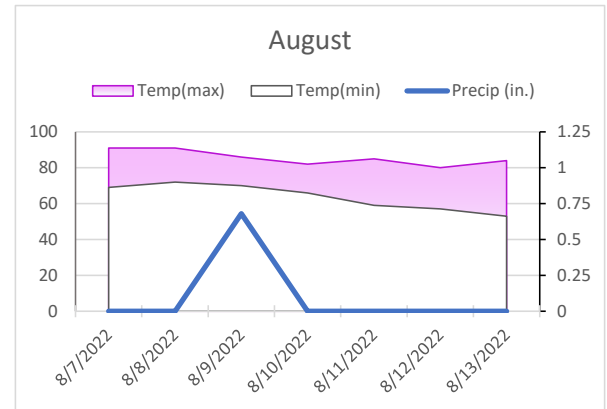
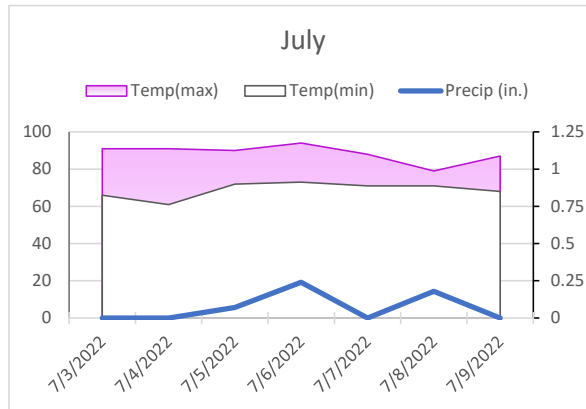
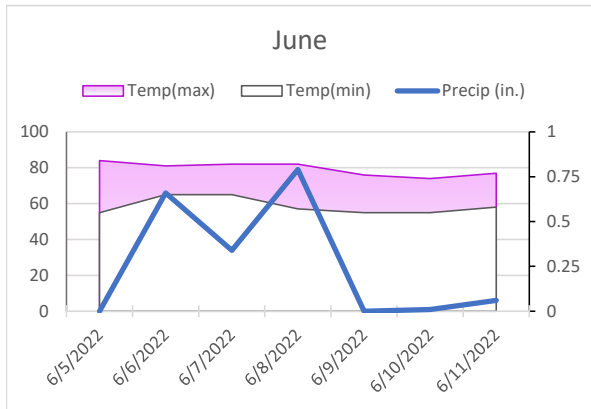


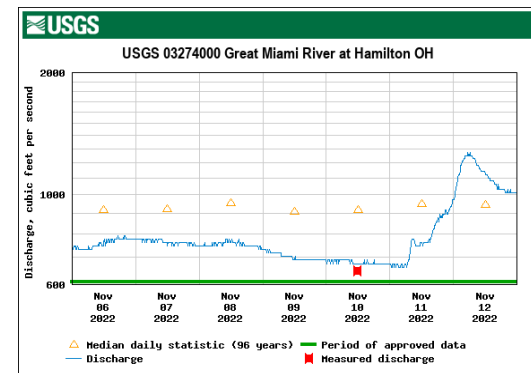
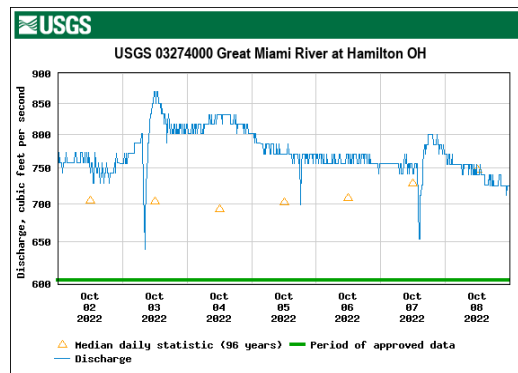
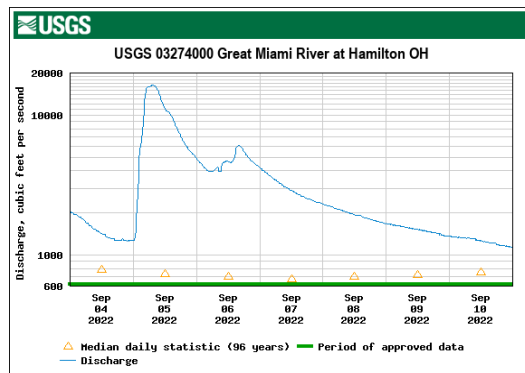
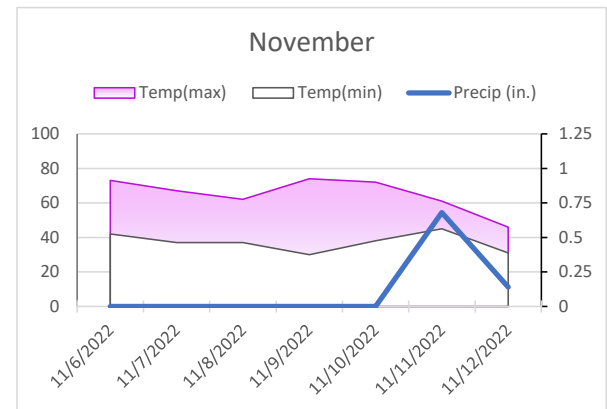
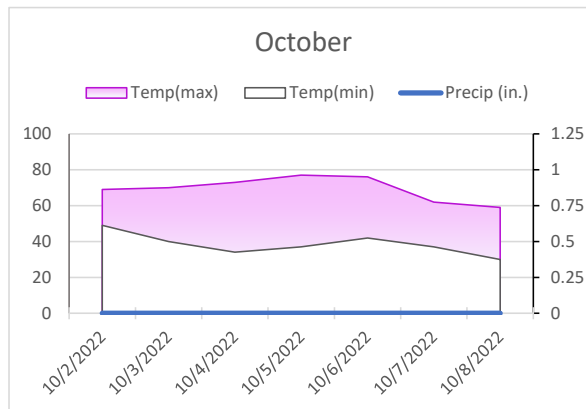
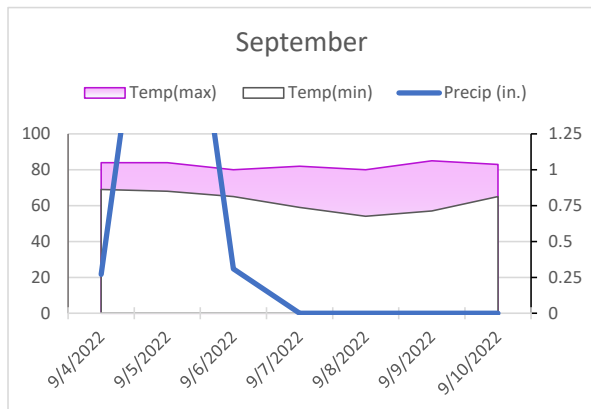
March				April				May			
Date	Precip (in.)	Temp(max)	Temp(min)	Date	Precip (in.)	Temp(max)	Temp(min)	Date	Precip (in.)	Temp(max)	Temp(min)
3/6/2022	0.38	73	53	4/3/2022	0	56	36	5/8/2022	0	70	44
3/7/2022	1.14	64	37	4/4/2022	0.05	61	38	5/9/2022	0	78	49
3/8/2022	0	44	34	4/5/2022	0.29	55	35	5/10/2022	0	86	53
3/9/2022	0.01	49	30	4/6/2022	0.24	57	40	5/11/2022	0	87	57
3/10/2022	0	53	25	4/7/2022	0	56	34	5/12/2022	0	85	49
3/11/2022	0	52	28	4/8/2022	0.09	51	31	5/13/2022	0	84	57
3/12/2022	0	28	19	4/9/2022	0.03	43	34	5/14/2022	0.3	85	59



June				July				August			
Date	Precip (in.)	Temp(max)	Temp(min)	Date	Precip (in.)	Temp(max)	Temp(min)	Date	Precip (in.)	Temp(max)	Temp(min)
6/5/2022	0	84	55	7/3/2022	0	91	66	8/7/2022	0	91	69
6/6/2022	0.66	81	65	7/4/2022	0	91	61	8/8/2022	0	91	72
6/7/2022	0.34	82	65	7/5/2022	0.07	90	72	8/9/2022	0.68	86	70
6/8/2022	0.79	82	57	7/6/2022	0.24	94	73	8/10/2022	0	82	66
6/9/2022	0	76	55	7/7/2022	0	88	71	8/11/2022	0	85	59
6/10/2022	0.01	74	55	7/8/2022	0.18	79	71	8/12/2022	0	80	57
6/11/2022	0.06	77	58	7/9/2022	0	87	68	8/13/2022	0	84	53



September				October				November			
Date	Precip (in.)	Temp(max)	Temp(min)	Date	Precip (in.)	Temp(max)	Temp(min)	Date	Precip (in.)	Temp(max)	Temp(min)
9/4/2022	0.27	84	69	10/2/2022	0	69	49	11/6/2022	0	73	42
9/5/2022	3.6	84	68	10/3/2022	0	70	40	11/7/2022	0	67	37
9/6/2022	0.31	80	65	10/4/2022	0	73	34	11/8/2022	0	62	37
9/7/2022	0	82	59	10/5/2022	0	77	37	11/9/2022	0	74	30
9/8/2022	0	80	54	10/6/2022	0	76	42	11/10/2022	0	72	38
9/9/2022	0	85	57	10/7/2022	0	62	37	11/11/2022	0.68	61	45
9/10/2022	0	83	65	10/8/2022	0	59	30	11/12/2022	0.14	46	31



* USW00053855 Hamilton Butler County Regional Airport, OH, US